


Edited by Edmund Tadros: ed.tadros@afrc.com Twitter: @edmundtadros

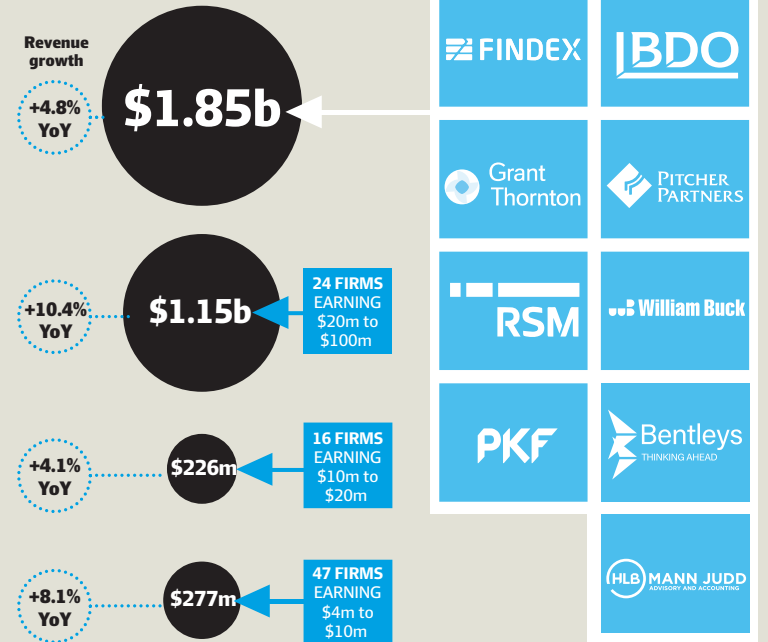
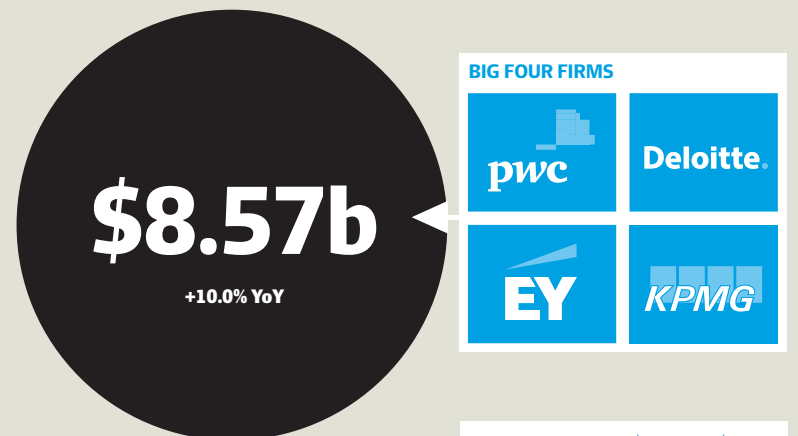
## Financial Review Top 100 Accounting Firms

Firm	Revenue FY19 (\$m)	Revenue change (% YoY)	Total partners	Total new partners	Non-partner staff in Australia	Number of Australian offices
1 PwC	2600.00	10.6	734	41	8	5729
2 Deloitte	2300.00	14.3	883	67	12	8964
3 EY	1887.00	5.7	569	54	7	5818
4 KPMG	1780.00	8.5	582	104	14	7800
5 Findex	367.59	1.0	300	11	80	1691
6 BDO	299.17	11.5	196	13	10	1370
7 Grant Thornton	266.25	4.2	163	8	6	961
8 Pitcher Partners	261.48	3.7	124	2	6	1302
9 RSM	202.19	6.8	102	5	31	1062
10 William Buck	118.72	7.9	98	9	7	477
11 PKF	115.50	-1.3	87	9	13	477
12 Bentleys Network	113.86	7.7	71	2	13	492
13 HLB Mann Judd	103.30	1.1	79	2	9	408
14 CountPlus	97.50	-3.5	61	1	29	364
15 Nexia Australia	96.59	4.4	89	12	8	490
16 McGrathNicol	88.00	25.7	35	1	5	165
17 Walker Wayland Australasia	84.12	8.3	74	9	35	396
18 Moore Stephens	80.19	9.0	69	2	14	295
19 Hall Chadwick	73.37	7.2	56	2	11	284
20 ShineWing	59.00	5.4	34	0	3	275
21 Synergy Group	55.46	32.7	13	2	1	287
22 DFK Australia New Zealand	54.22	0.6	43	2	15	154
23 Mazars	51.39	115.9	36	1	4	238
24 Kelly Partners	42.92	5.1	44	2	13	185
25 UHY Haines Norton	38.15	1.6	37	0	9	174
26 MGI Australasia	35.04	12.3	29	2	8	163
27 Vincents	33.30	3.4	37	5	7	0
28 Brentnalls	32.53	6.7	27	0	7	142
29 Fordham Group	32.20	7.0	20	1	4	126
30 Cor Cordis	30.90	-2.6	16	0	4	74
31 Perks Accountants & Wealth Advisers	30.00	7.1	22	2	3	149
32 Bell Partners	28.82	3.8	1	0	5	126
33 Prosperity Advisers Group	23.07	-2.0	18	1	3	67
34 Boyce Chartered Accountants	22.92	6.6	14	1	5	117
35 Rubik3	22.00	97.7	5	0	2	163
36 Hood Sweeney	20.85	7.5	12	0	3	0
37 Cutcher & Neale	20.61	2.8	8	0	2	3
38 AGS Financial Group	17.42	-4.7	14	0	6	35
39 Lowe Lippmann Chartered Accountants	17.06	3.4	7	0	1	0
40 Bedford CA	16.96	5.2	10	0	1	47
41 SiDCOR Chartered Accountants	16.95	7.5	9	0	5	60
42 Allan Hall Business Advisors	16.55	1.7	9	0	3	70
43 Ulton	15.12	2.0	9	0	5	62
44 ESV Accounting and Business Advisors	15.06	6.8	11	0	1	56
45 Altus Financial	14.74	10.4	9	0	2	30
46 RJ Sanderson & Associates	14.38	4.7	9	0	10	53
47 StewartBrown	13.98	11.3	8	1	2	56
48 Pilot Partners	12.78	7.8	11	2	1	57
49 Blaze Acumen	12.08	0.5	8	0	1	51
50 Mor Accountants	11.90	0.2	9	0	2	0
51 Economos	10.90	4.8	7	0	1	43
52 LDB Accountants & Advisors	10.24	9.7	5	0	1	55
53 WMS Chartered Accountants	10.10	-2.7	7	0	1	56
54 CAAA	9.80	2.1	10	2	4	55
55 Ecovis Clark Jacobs	8.88	15.2	5	0	2	43
56 hmh Advisory	8.86	0.7	7	0	1	1
57 PinnacleHPC	8.67	0.4	7	0	2	0
58 Highview Accounting & Financial	8.47	20.3	9	1	4	36
59 Carbon Group	8.43	31.7	21	1	8	100
60 Murray Nankivell	8.24	2.2	8	1	3	33
61 Rothsay Chartered Accountants	7.80	14.7	10	2	1	35
62 LBW Business and Wealth Advisors	7.58	1.1	7	0	2	40
63 Bush & Campbell Accountants	7.49	0.3	6	0	3	37
64 Hoffman Kelly Chartered Accountants	7.30	12.4	5	2	1	27
65 NKH Business Advisors and Accountants	7.22	4.8	7	2	1	26
66 Mackay Goodwin	6.55	21.7	3	0	3	6
67 MVA Bennett	6.50	30.0	8	2	1	30
68 BMO Accountants	6.34	1.4	4	0	1	0
69 BDJ	6.30	3.3	6	0	1	17
70 DLA Partners	6.27	5.9	5	1	2	27
71 MJC Partners	6.08	7.8	5	0	1	20
72 BM&Y Accountants	6.06	4.7	5	0	2	0
73 WSC Group	5.96	13.4	4	0	6	34
74 Fortunity	5.89	-4.8	5	0	1	18
75 Doyle Partners	5.80	10.1	4	0	1	23
76 Yates Baker Mclean	5.72	3.1	7	0	3	42
77 CharterNet Advisers	5.65	4.5	2	0	1	21
78 AS Partners	5.56	10.2	5	0	1	33
79 Roy Spagnolo & Associates	5.56	5.9	4	3	3	28
80 Trood Pratt & Co	5.46	9.3	7	0	1	0
81 Rhodes Docherty & Co	5.36	2.4	4	0	1	23
82 Pooles Accountants & Tax Specialists	5.28	6.0	4	0	5	18
83 ASF Audits	5.17	28.0	6	1	2	41
84 Suntax	5.11	18.2	3	0	2	19
85 Rosenfeld Kant & Co	4.92	2.1	3	0	1	17
86 Addison Partners	4.86	9.9	5	1	4	29
87 Walsh Accountants	4.81	9.1	3	0	1	17
88 Spry Roughley	4.80	5.5	6	0	1	16
89 LWM Group	4.70	-0.8	4	0	1	28
90 Liston Newton Advisory	4.57	5.5	3	0	3	12
91 Morris Cohen Glen & Co	4.45	11.5	5	0	3	31
92 Bonsella	4.16	18.6	5	0	1	15
93 Booth Partners	4.15	-1.4	4	0	1	25
94 TGS Partners & Wealthspan	4.11	5.4	3	1	1	17
95 4Front Accountants	4.07	2.3	2	0	1	17
96 I2 Advisory	3.89	8.3	7	0	1	19
97 Australasian Taxation Services	3.70	18.6	4	0	3	22
98 Causbrook & Associates	3.54	29.5	4	0	1	4
99 Leenane Templeton Chartered Accountants	3.43	7.8	1	0	1	10
100 Rede Accountants	3.42	-6.2	2	0	1	12

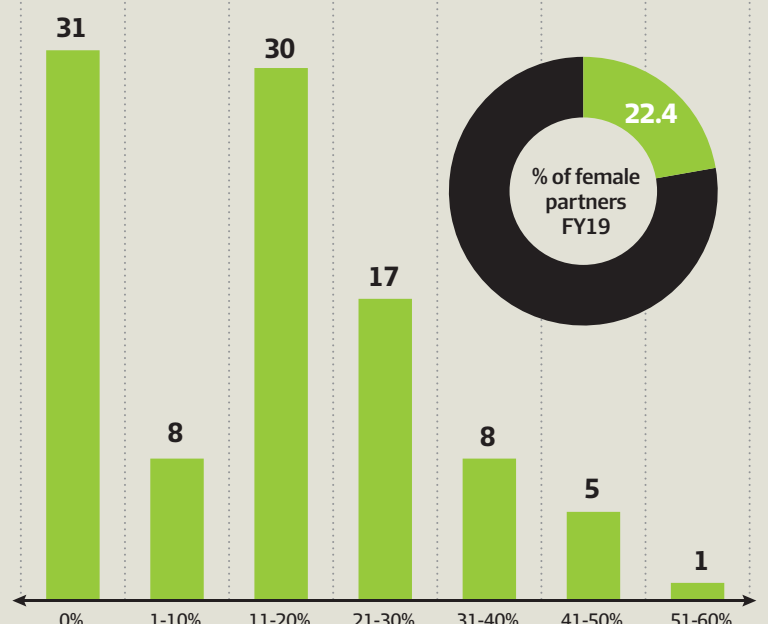
Top 100 accounting firms total revenue FY19



Top 100 accounting firms FY19 revenue breakdown by firm type



Number of firms by % of total female partners FY19



### TOP 100 ACCOUNTING FIRMS

Note: List based on data supplied by participating firms; partners refers to salary, equity and partner-equivalent; revenue includes chargebacks.

SOURCE: FINANCIAL REVIEW